

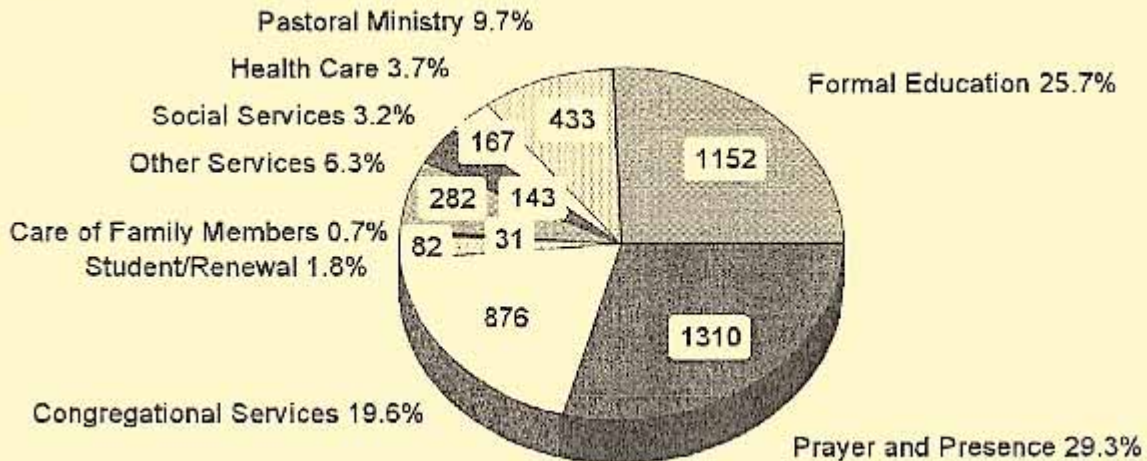
SSND STATISTICS FOR NORTH AMERICA

JANUARY 1, 1966 - DECEMBER 31, 1966

	BA	CA	CH	DA	MK	ML	SL	WI	NI	TOTALS
Total Sisters in Provinces/Regions	1064	368	336	417	880	1723	1346	901	74	7109
Sisters Under Finals	191	45	34	82	88	152	269	142	40	1043
Sisters Retired										
Sisters Who Died	19	2	3	1	7	38	13	6		89
Sisters Who Left SSND	16	6	2	5	6	13	37	20		105
Sisters in Elementary Schools	555	148	156	181	475	843	561	540	7	3466
Sisters in Secondary Schools	51	19	59	13	20	16	90	20	8	296
Sisters in Colleges	40	2				53	36	12		143
OTHER:										
Sisters in Special Education				1			15	1		17
Sisters in Day Nurseries				1			4			5
Sisters in Kindergartens		2	2	2	1		2	1		10
Sisters in Indian Boarding School				9		11			1	21
Sisters in Commercial Schools						14				14
Sisters in Technical Schools (Puerto Rico)	12					6		12		30
Sisters in Catechetical PSR (Summer & Year Round)	214	22	106	127	197	41	104	344	6	1161
Sisters in Education Clinics	4									4
Sisters in School for the Deaf				6						6
Sisters in Religious Center			3	3						6

Ministry Categories

Sisters served in the following
9 ministry categories in 2001.

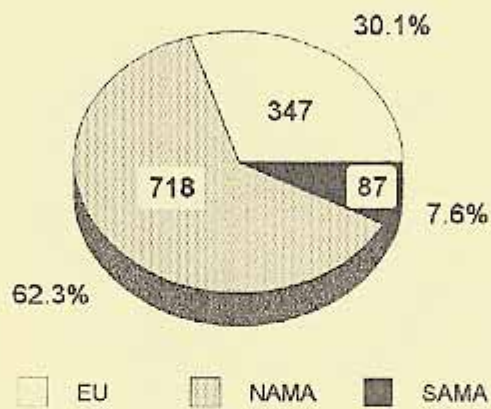


These statistics are taken from data provided by each unit in the Annual Report for the Year 2001. The figures have been rounded off to whole numbers.

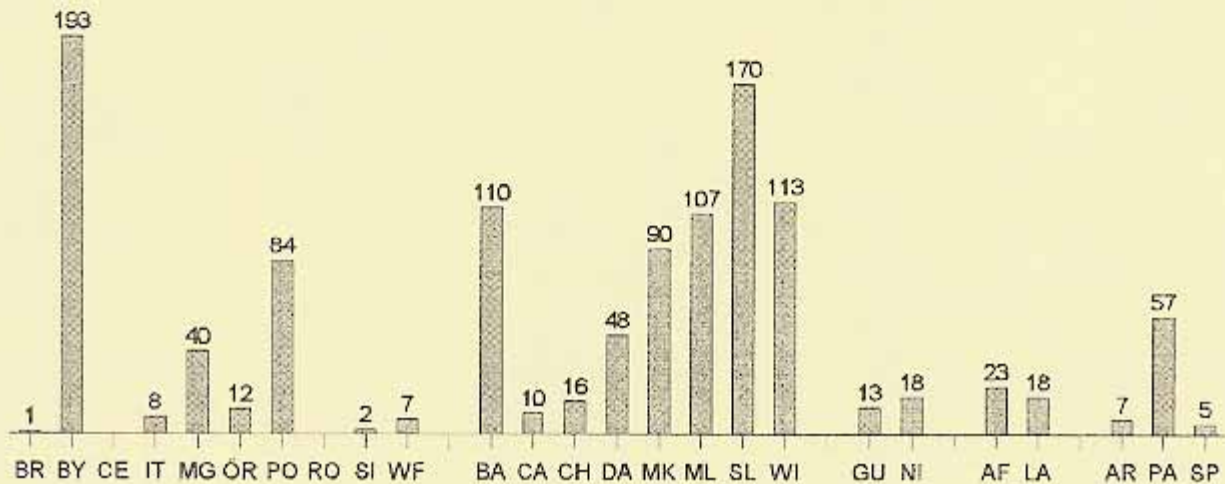
Formal Education

1152 Sisters or 25.7% of the congregation ministered in formal education in 2001.

Number in Each Major Area



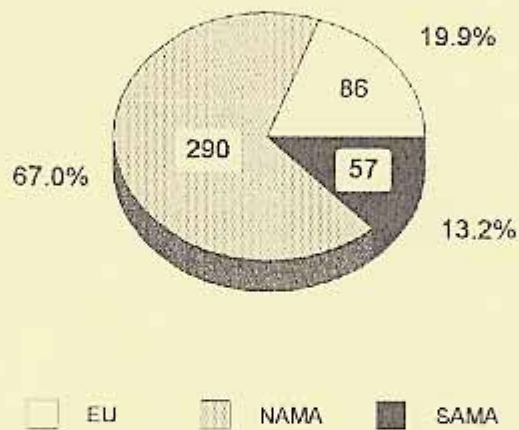
Number in Each Unit



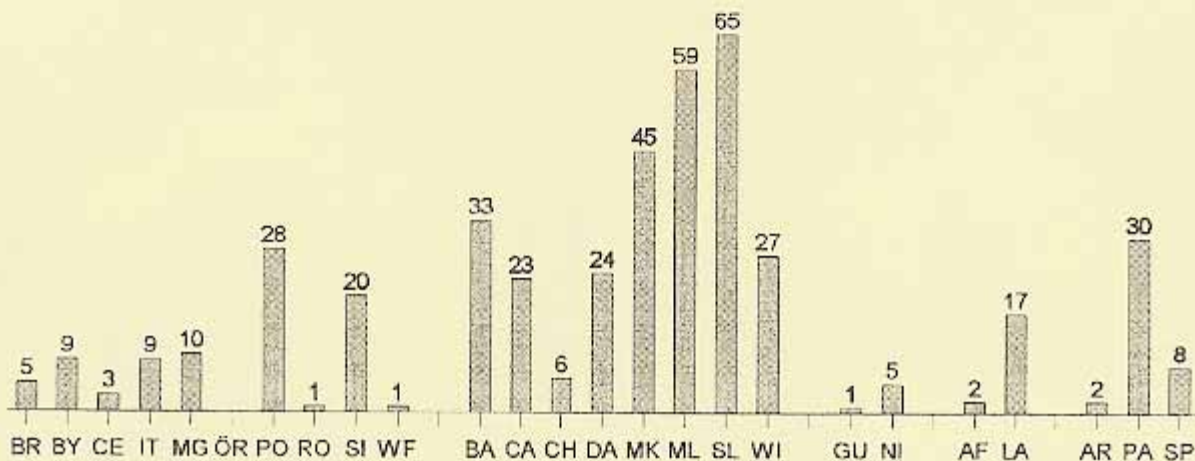
Pastoral Ministry

433 Sisters or 9.7% of the congregation served in pastoral ministry in 2001.

Number in Each Major Area



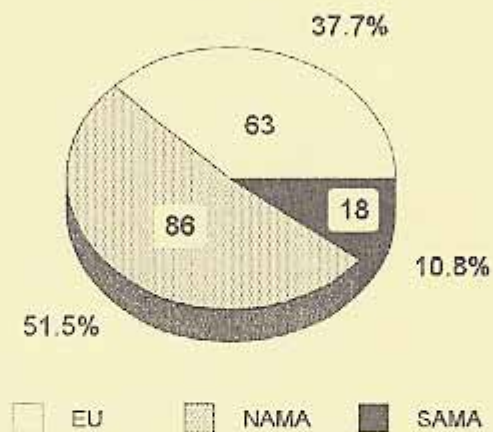
Number in Each Unit



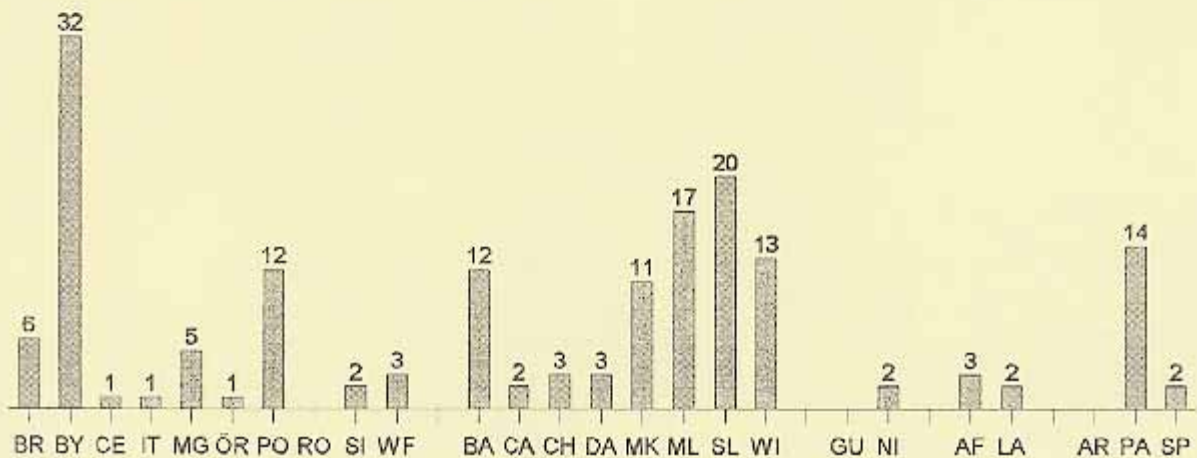
Health Care

167 Sisters or 3.7% of the congregation ministered in health care in 2001.

Number in Each Major Area



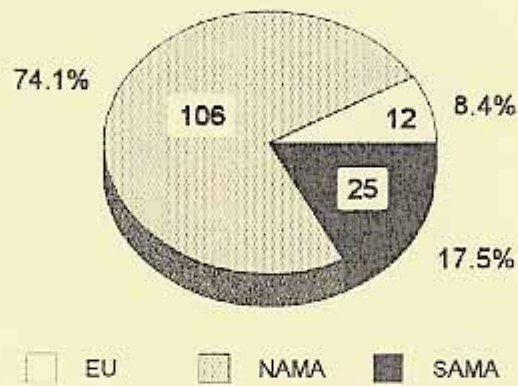
Number in Each Unit



Social Services

143 Sisters or 3.2% of the congregation ministered in social services in 2001.

Number in Each Major Area



Number in Each Unit

